



**BOX**manufaktur

**Composite  
FRP &  
Aluminum  
Boxes**

„We are your reliable partner  
for custom composite boxes  
in outstanding quality“



*Andreas Bruckner & Hajo Willenbrock*

## BoXmanufaktur Specialist for Custom FRP & Aluminum Boxes

BoXmanufaktur has over 100 years of special vehicle manufacturing in its DNA and the overland travel virus in its blood. Since 40 years BoXmanufaktur has been making overlanding dreams come true.

**Hajo Willenbrock** (Dipl. Ing. FH, vehicle construction engineer) and **Andreas Bruckner** (business economist tourism and globetrotter) are the driving forces behind a team of over 40 employees.

The travel experiences with a family of 5 in a MAN TGA 6x6 and several years of travel in the Middle East and the USA also flow into the production of our BoXmanufaktur composite boxes, as well as the know how in special vehicle construction.





**Ready  
for  
Adventure?**





## BoXmanufaktur Composite Boxes

Each box is individually designed and built according to your requirements and chassis specifications.

We manufacture FRP- & aluminum sandwich panels for our boxes in-house, so we are able to integrate FRP – extrusion profiles for our wall integrated doors and hatches. Reinforcements to mount the box on the subframe, rear wall tire carriers, awnings, can be incorporated during the manufacturing process of the sandwich panels.

For increased torsional rigidity, we recommend that some interior walls (for example garage partition or bathroom walls to also be made of sandwich panels.

Upon request we can also design and manufacture the sub-frame.

Custom-made underfloor storage boxes made of aluminum, roof racks and rear lift solutions round off the overall appearance of the vehicle and create additional storage space.

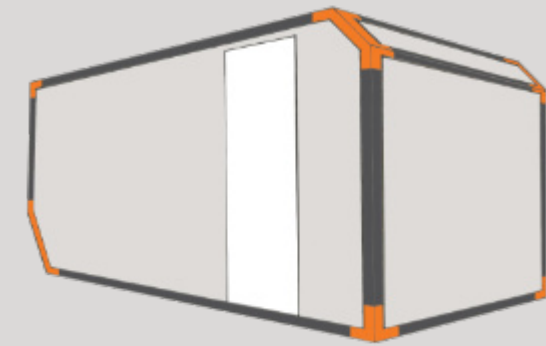


# BoXmanufaktur Box Types

All BoXmanufaktur boxes have been developed for off-road use and are therefore perfectly suited as a living habitat for expedition vehicles, 4x4's, overland and off-road vehicles of all sizes. For example:

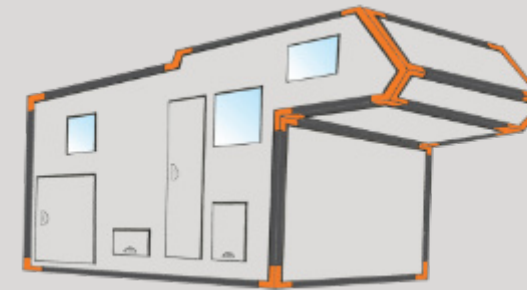
## Vehicles over 15000 lbs:

- Steward & Stevenson: Imtv, M1086, M1078
- Acela: Monterra 4x4 & 6x6, Straya 4x4
- Ford: F450, F550, F600
- Dodge: Ram 4500, Ram 5500
- Mercedes-Benz: NG, SK, Unimog 4023/ 5023
- MAN: KAT, TGM, TGA, TGS
- Mitsubishi Fuso
- And many more




## Vehicles up to 15000 lbs:

- Mercedes-Benz: Sprinter, Unimog U1300
- Ford: F350, F450, Transit
- And many more



## Pick-up trucks & 4x4:

- Mercedes-Benz G
- Ford F 150
- Toyota: Land Cruiser, Hilux
- Land Rover Defender 130
- And many more



## Base BoX

The Base Box is made of our ridged 59mm FRP-sandwich panel walls and strong aluminum corner reinforcements and is the ideal basis for all DIY customers.







## Light BoX

Ultra-light 1 mm, diagonal woven FRP laminates and a wall thickness starting at 42 mm make the Light Box the first choice for weight sensitive Expedition Vehicle chassis.

## Individual BoX

Are you planning a custom Expedition- and Overland vehicle and our Base- or Light box is not meeting your requirements? Then the Individual Box offers you the freedom to choose between FRP- or aluminum laminates, wall thickness, shape, dimensions and options like double pane real glass windows, custom doors and hatches, interior walls, reinforcements and hydronic floor heating preparation.





BoXmanufaktur Boxes Overview	Base Box	Light Box	Individual Box
Length   Width   Height	From 3600 mm in 500 mm steps	selectable	selectable
Door cutout in the desired dimension	✓	×	×
BoXmanufaktur doors & hatches in the desired dimensions	Optional	✓	✓
Alcove/ cab over, rear slope, front slope	×	✓	✓
Wall thickness	59 mm	from 42 mm	59 – 61 mm
Aluminum-reinforced, cold bridge-free floor assembly	67 mm	66 mm	66 – 97 mm
GRP external & internal top layer	2 mm	1 mm	1 – 3 mm
1.2 mm external aluminum top layer and 2 mm internal FRP top layer	Optional	×	Optional
4 mm thick, circumferential aluminum corner profile   45° beveled	✓	×	✓
2.5 mm thick, circumferential aluminum corner profile   45° beveled	×	✓	×
4 mm thick aluminum corner caps   45° beveled	✓	×	✓
2.5 mm thick aluminum corner caps   45° beveled	×	✓	×
2 mm thick, circumferential aluminum corner profile in the box	✓	Optional	✓









# BoXmanufaktur Details & Options

Here at BoXmanufaktur the love to detail, combined with uncompromised craftsmanship makes the difference and allows us to manufacture world class products.







## FRP & Aluminum Laminates

For the construction of your box, we use only custom manufactured sandwich panels from our in-house production. You can choose between ultra-light weight or extra strong FRP laminates and a 1,2mm aluminum top layer.



## Inlays & Reinforcements

Reinforcements can be integrated behind the laminates for easy and secure mounting of furniture, awnings and airline rails.

Integrated reinforcement frames in the rear wall panel allow easy mounting of bicycle racks and lightweight spare wheel carriers.

As an option hydronic floor heating pipes can be integrated in the floor panel.

## Ultra Rugged

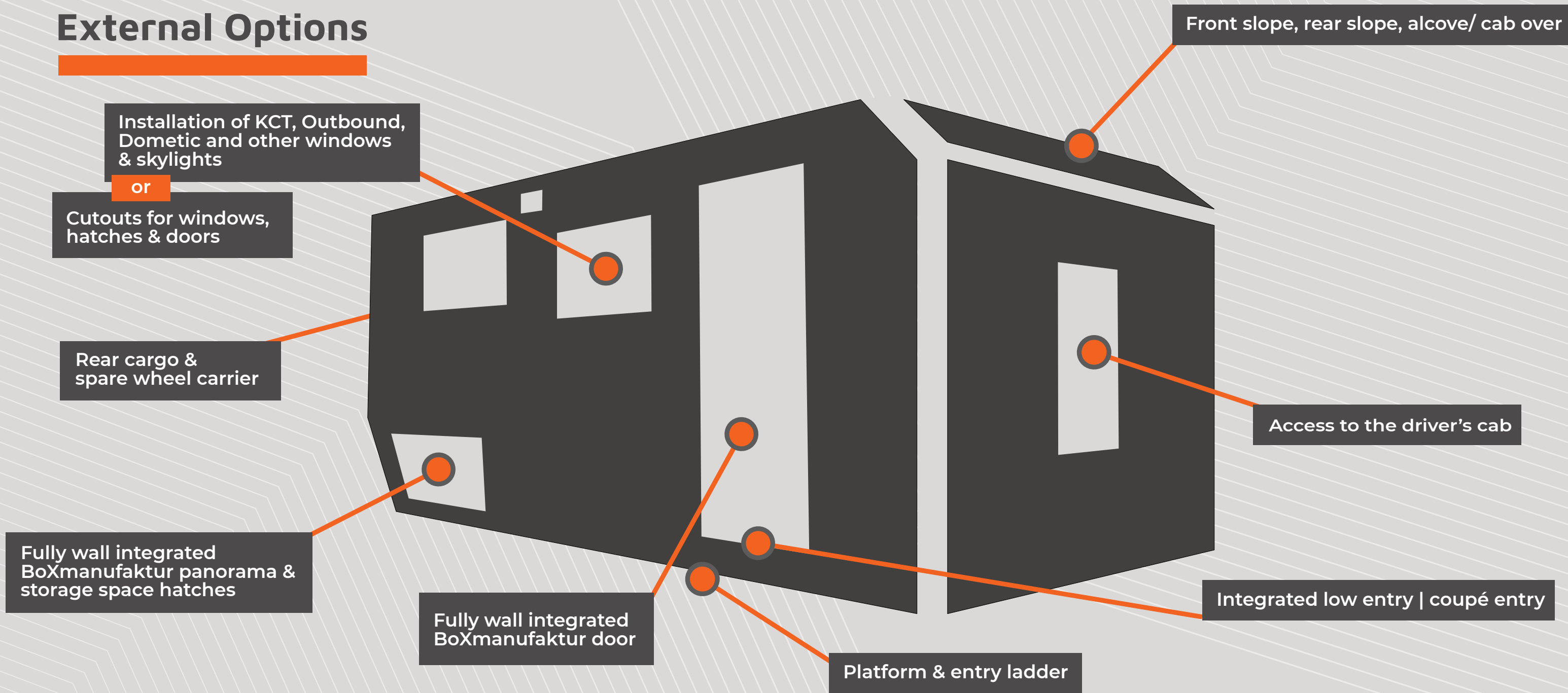
The completely cold bridge free construction, uses complex nested corner joints with maximum adhesive surface to ensure the market leading stability of BoXmanufaktur living habitats.

Strong 4 mm, 45° beveled aluminum extrusion profiles and additional corner caps, enclose the box all around to protect against branches, brushwood and other obstacles.





# External Options





# Internal Options

Integrated conduits & cable ducts

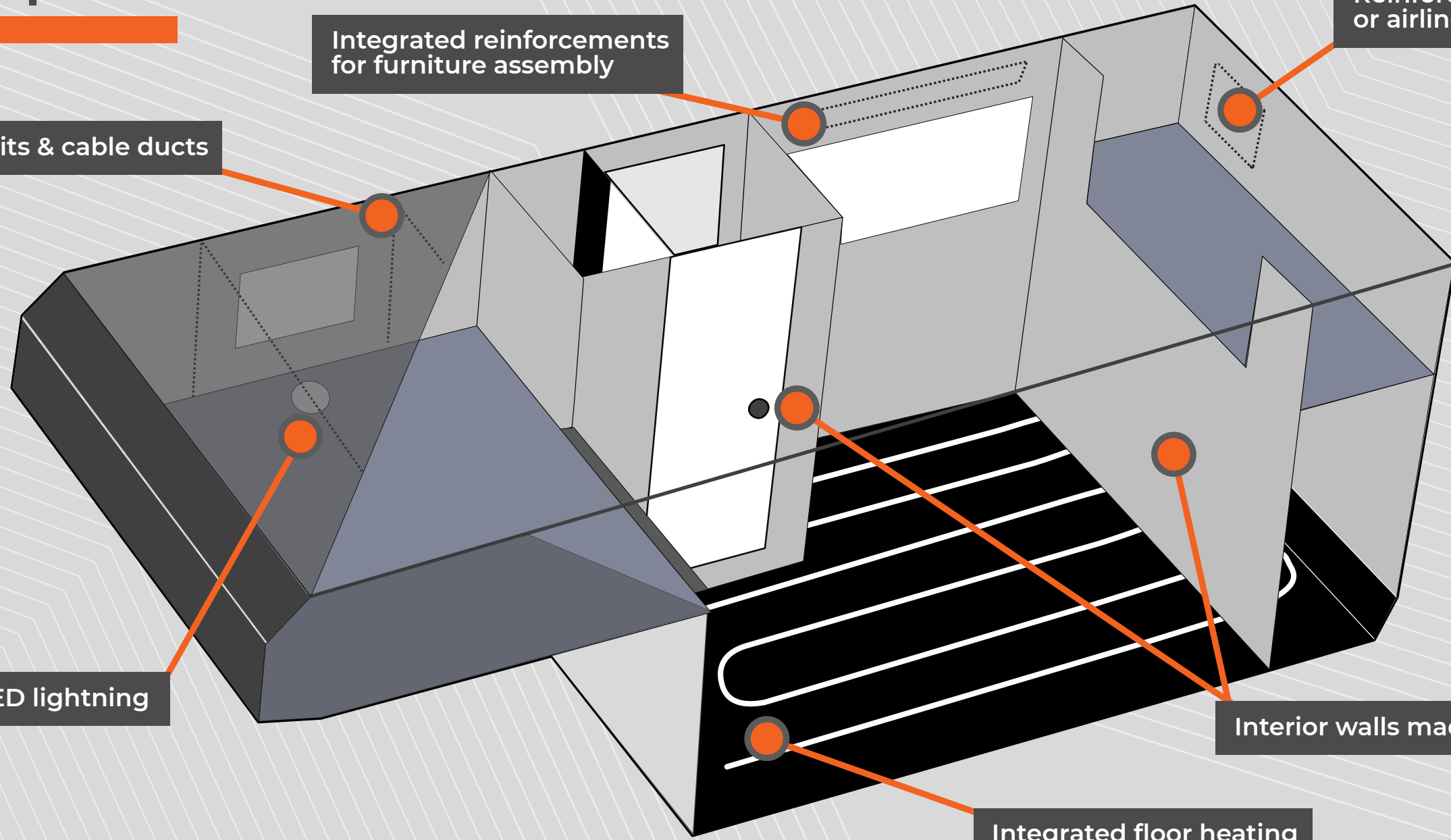
Integrated reinforcements for furniture assembly

Reinforcements for rear carrier or airline/ L-track rails

Integrated LED lightning

Interior walls made of FRP sandwich panels

Integrated floor heating







## BoXmanufaktur Doors & Hatches

Our doors and hatches are made of FRP extrusion profiles, integrated in the walls during of the sandwich panel production.

That ensures perfect insulation and stiffness, as well as custom sizes. The doors and hatches have no visible frame and blend in perfectly with the box design.

Strong, oversized stainless steel piano hinges and 3-point locks, guarantee maximum safety.



## Perfect Connection

For secure mounting of the box on the sub frame, the cold-bridge-free BoXmanufaktur floor panel is equipped with integrated aluminum profiles.

If you plan to mount the box on a 4-point/ diamond shape subframe, a metal structure can be incorporated into the floor panel, to allow a direct attachment of the mounts.



## Lowered Entry Coupé Entry

---

For an easier entry into the box, we can also offer a lowered entrance, known as coupé entrance. The sidewall panel and entrance door are extended and allow integrated steps under the floor panel, in a fully insulated housing.

Depending on the chassis height, additional steps outside the box may be necessary.



## FRP Composite Interior Walls, Subfloor & Furniture Components

---

Upon your wish, we can also equip your box with subfloors and interior walls made of FRP sandwich panels.

These not only provide additional stiffening of the box, but due to their moisture resistance they are also ideal for separating the bathroom & shower from the living area.

Very popular is also a garage partition and bed platform, as well as custom seating and dinette solutions.





## Windows & Skylights

For your box, we use high quality double-pane real glass windows and roof skylights from KCT and Outbound. Acrylic windows from Dometic are also available for our weight-optimized boxes.

You would like to install the windows yourself? That is also possible, we prepare the required cut-outs, accurate to the millimeter and supply the desired windows, skylights and hatches at the same time.





## Platforms & Entry Ladders

---

For our boxes we offer tailor-made entry solutions, this includes ladders attached to various combinations of pull out platforms, as well as electrically foldable and extendable stairs.

With our latest access solution, we integrate the ladder directly and space saving into the sub frame or storage box.



## Spare Wheel Carrier

---

To take the stress off the rear wall of the box, we integrate a cold bridge free stiffening frame to mount spare wheel carriers or bike racks. We offer custom spare wheel carrier solutions that fit your requirements.







## Subframe

All boxes require a customized subframe to decouple the torsion forces of the truck frame and to avoid damages to the living habitat.

In most cases, the frame of a truck is designed to be able to twist, our subframe is made of rigid steel beams, with cross members in the front and rear. The subframe is mounted with feather springs and bolts to the truck chassis.

Additional fixed brackets in the rear and “guide fingers” in the front, make sure the box can safely lift off and return on the truck frame.

We believe that this is the best compromise for on road driving safety and off-road performance.

Some chassis require different solutions like 4-point/diamond shape subframes – we can also offer custom solutions for those chassis.



## Box Installation & Twist Test

---

Your Boxmanufaktur box is ready and will now be mounted on the chassis. Before we hand over the vehicle to you, we carry out a final test to ensure that everything fits and the subframe sufficiently decouples the box from the chassis.







## Equipment & Interior

---

**From the empty box to the ready-to-travel expedition vehicle.**

We turn your box and your selected chassis into an expedition vehicle that is, ready to travel – individually designed, self-sufficient and safe!

Any questions?

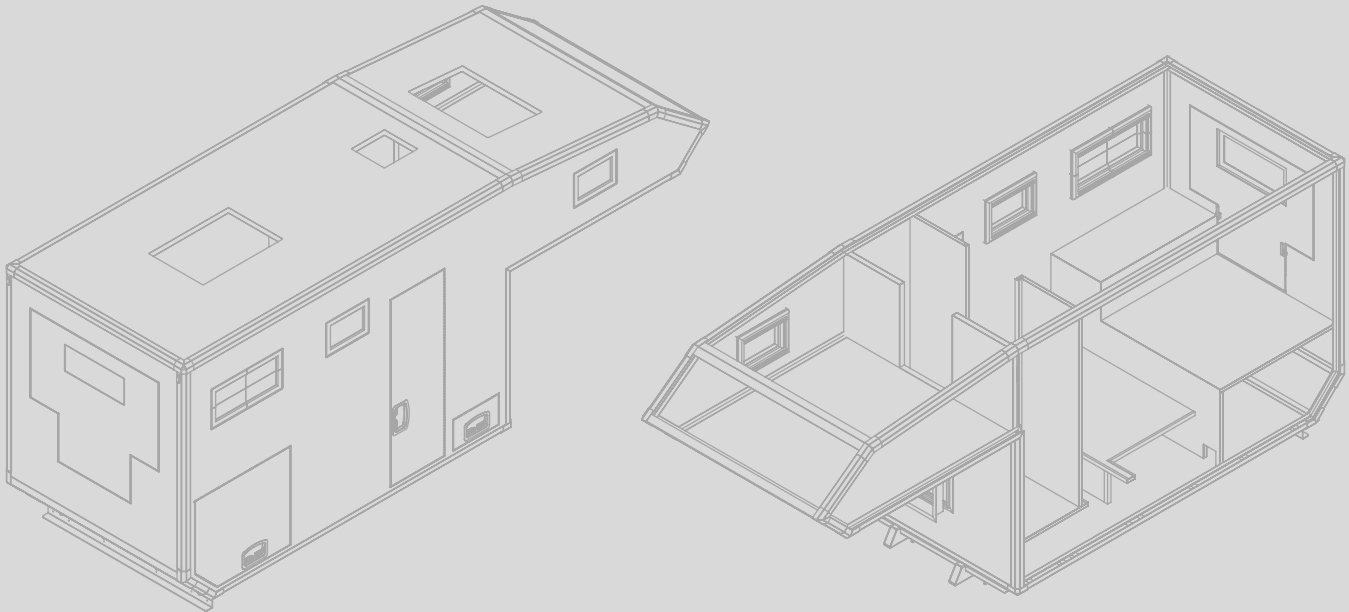
Then get in touch with us today at

+49 4264. 40 62 05

to arrange your personal appointment.



**BOX**manufaktur



SCAN ME



**BoXmanufaktur UG**

Bremerstr. 24-26

27367 Sottrum

Germany

+49 4264. 40 62 05

[sales@boxmanufaktur.com](mailto:sales@boxmanufaktur.com)

[www.boxmanufaktur.com](http://www.boxmanufaktur.com)